



GUTAMAYA

GUTAMAYA CORPORATION IS A MANUFACTURER OF SHIPS AND EQUIPMENT THROUGHOUT THE GALAXY.

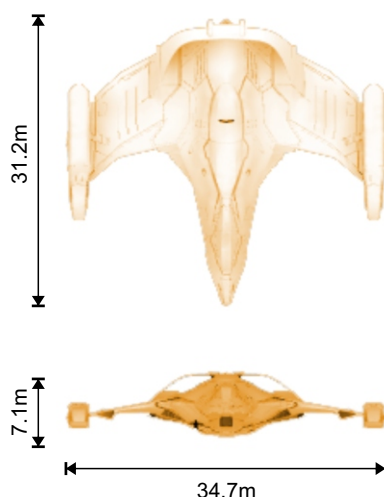
THEY PRIMARILY SPECIALISE IN PRODUCING COMBAT SHIPS.

CURRENTLY GUTAMAYA CORPORATION IS A MAJOR SUPPLIER FOR THE EMPIRE'S NAVY. THEIR SHIPS ARE KNOWN FOR THEIR STYLISH DESIGN AND TYPICALLY WHITE COLOURATION.

Imperial Eagle

Style and speed. Gutamaya

The Imperial Eagle has seen service in the Imperial Navy and allied fleets for many years. The original Eagle is a multi-role fighter where the Imperial version is geared more towards the interceptor role. It carries more powerful weaponry and is capable of higher speeds than the original, although at the expense of some of the original ship's famed manoeuvrability.



VESSEL STATISTICS


Top speed 397 m/s
Cruise speed 298 m/s
Jump range 8.22ly / 25.37 ly
Total range 30.16ly (factory fitted)
Fuel capacity 4T
Max cargo 16T
Pad size Small
Ship weight laden 88.3 T
Agility 6 (Braben scale)

GUTAMAYA

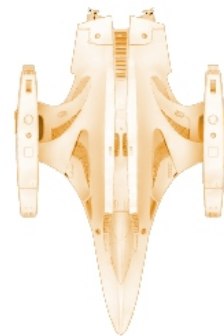
Imperial Courier

Style and speed. Gutamaya

The Imperial Courier is the quintessential Imperial ship. It epitomises elegance of form while packing a good punch. Officially the class is used to provide transport for officials that don't warrant the use of a Cutter or Interdictor. However its flexibility means that it fills many roles within the Imperial Navy and prominent citizens.



42.1m



7.1m



27.4m



VESSEL STATISTICS

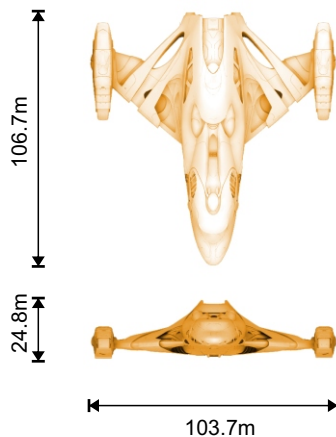
Top speed 380 m/s
Cruise speed 280 m/s
Jump range 8.83ly / 33.68ly
Total range 63.14ly (factory fitted)
Fuel capacity 8T
Max cargo 30T
Pad size Small
Ship weight laden 92.3 T
Agility 6 (Braben scale)

GUTAMAYA

Imperial Clipper

Style and speed. Gutamaya

The Imperial Clipper is the quintessential Imperial ship. It epitomises elegance of form while delivering speed and agility. Because of its balance of Speed, Luxury and strength it is used for transporting valuable items and personnel of importance across the Empire.



VESSEL STATISTICS

Top speed 388 m/s
Cruise speed 306 m/s
Jump range 8.95ly / 27.58 ly
Total range 44.61ly (factory fitted)
Fuel capacity 16T
Max cargo 248T
Pad size Large
Ship weight laden 716 T
Agility 2 (Braben scale)





GUTAMAYA

Imperial Cutter

Style and speed. Gutamaya

The Imperial Cutter fulfils a similar role as the corvette for the Imperial Navy. The design philosophy reflects Imperial sensibilities as it is faster and more elegant than the corvette, but doesn't quite match it in firepower. As with other Imperial warships the cutter is also used for projecting soft power, via diplomatic missions and support for friendly powers. It is possible, although rare, for a well connected client or patron to own one of these ships. Like the corvette it can deploy two small fighter class ships.



VESSEL STATISTICS

Top speed 323 m/s
Cruise speed 202 m/s
Jump range 8.21ly / 26.74 ly
Total range 64.91ly (factory fitted)
Fuel capacity 64T
Max cargo 792T
Pad size Large
Ship weight laden 2,134 T
Agility 2 (Braben scale)



GUTAMAYA